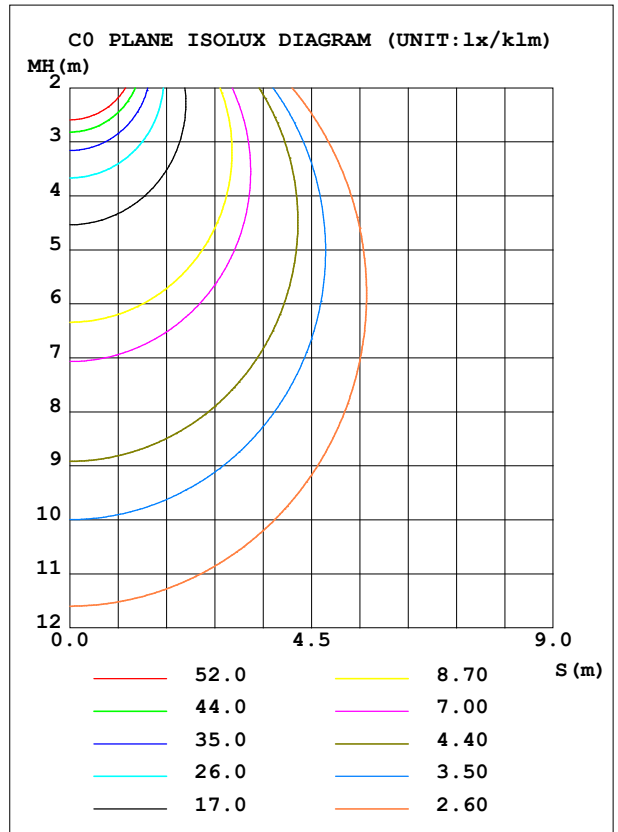
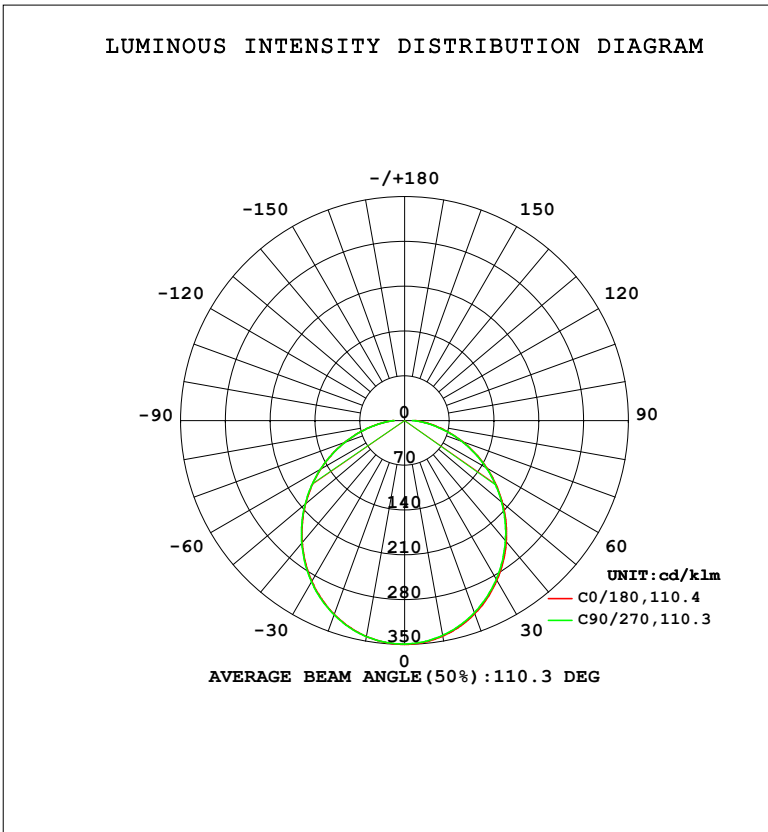


LUMINAIRE PHOTOMETRIC TEST REPORT

Test:U:120.30V I:0.0953A P:10.338W PF:0.9021 Freq:59.98Hz Lamp Flux:675.489x1 lm		
NAME: CSC3030-LED-PIR-5CCT-WH	TYPE:	WEIGHT:
SPEC.: 4000K 90	DIM.:	SERIAL No.:
MFR.:	SUR.:	Shielding Angle:

DATA OF LAMP		PHOTOMETRIC DATA			
MODEL: CSC3030-LED-PIR-5CCT-WH		Imax (cd/klm)	349.9	S/MH (C0/180)	1.24
NOMINAL POWER (W)	10	LOR (%)	100.0	S/MH (C90/270)	1.24
RATED VOLTAGE (V)	120.0	TOTAL FLUX (lm/klm)	1000.0	η UP, DN (C0-180)	0.0, 49.6
NOMINAL FLUX (lm)	675.489	CIE CLASS	DIRECT	η UP, DN (C180-360)	0.0, 50.4
LAMPS INSIDE	1	η up (%)	0.0	CIBSE SHR NOM	1.25
TEST VOLTAGE (V)	120	η down (%)	100.0	CIBSE SHR MAX	1.35



C Range: 0 - 360DEG
 C Interval: 22.5DEG
 Test Speed: HIGH
 Temperature: 25.3 °C
 Operators:
 Test Date: 2024-05-29

γ Range: 0 - 90DEG
 γ Interval: 0.5DEG
 Test System: EVERFINE GO-2000B_V1 SYSTEM V2.00.479
 Humidity: 65.0%
 Test Distance: 10.000m [K=1.0000]
 Remarks:

ZONAL FLUX DIAGRAM

ZONAL FLUX DIAGRAM:

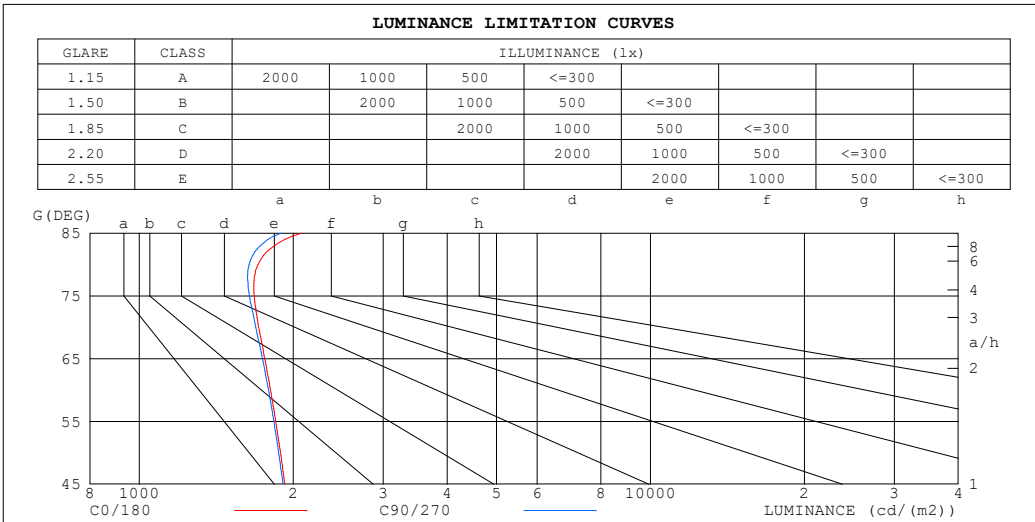
γ	C0	C45	C90	C135	C180	C225	C270	C315	γ	Φ zone	Φ total	%lum,lamp
10	342.2	341.3	341.0	341.6	342.8	343.0	342.9	342.8	0- 10	33.01	33.01	3.3,3.3
20	321.1	320.0	319.4	320.1	322.3	323.1	322.9	322.2	10- 20	94.04	127.0	12.7,12.7
30	288.5	287.4	286.5	287.2	290.2	291.6	291.2	289.9	20- 30	141.2	268.3	26.8,26.8
40	247.2	246.3	245.3	245.9	249.1	250.8	250.1	248.6	30- 40	168.5	436.8	43.7,43.7
50	199.7	198.9	198.0	198.7	202.1	203.8	202.9	201.2	40- 50	173.5	610.3	61,61
60	148.5	148.0	147.1	148.1	151.4	153.0	151.9	150.1	50- 60	156.9	767.2	76.7,76.7
70	96.31	95.86	95.02	96.19	99.29	100.7	99.49	97.79	60- 70	122.4	889.6	89,89
80	48.74	48.27	46.82	48.50	51.03	52.29	50.77	49.78	70- 80	76.87	966.4	96.6,96.6
90	16.10	15.70	12.14	11.79	16.62	16.95	16.39	15.93	80- 90	33.56	1000	100,100
100									90-100			
110									100-110			
120									110-120			
130									120-130			
140									130-140			
150									140-150			
160									150-160			
170									160-170			
180									170-180			
DEG	LUMINOUS INTENSITY:cd/klm									UNIT:lm/klm		

C Range: 0 - 360DEG
 C Interval: 22.5DEG
 Test Speed: HIGH
 Temperature:25.3℃
 Operators:
 Test Date:2024-05-29

γ Range: 0 - 90DEG
 γ Interval: 0.5DEG
 Test System:EVERFINE GO-2000B_V1 SYSTEM V2.00.479
 Humidity:65.0%
 Test Distance:10.000m [K=1.0000]
 Remarks:

LUMINANCE LIMITATION CURVES

Test:U:120.30V I:0.0953A P:10.338W PF:0.9021 Freq:59.98Hz Lamp Flux:675.489x1 lm		
NAME: CSC3030-LED-PIR-5CCT-WH	TYPE:	WEIGHT:
SPEC.: 4000K 90	DIM.:	SERIAL No.:
MFR.:	SUR.:	Shielding Angle:



LUMINANCE cd/(m2)		
G (DEG)	C0/180	C90/270
85	2076	1891
80	1707	1639
75	1678	1642
70	1712	1689
65	1760	1740
60	1806	1789
55	1849	1833
50	1888	1873
45	1926	1910

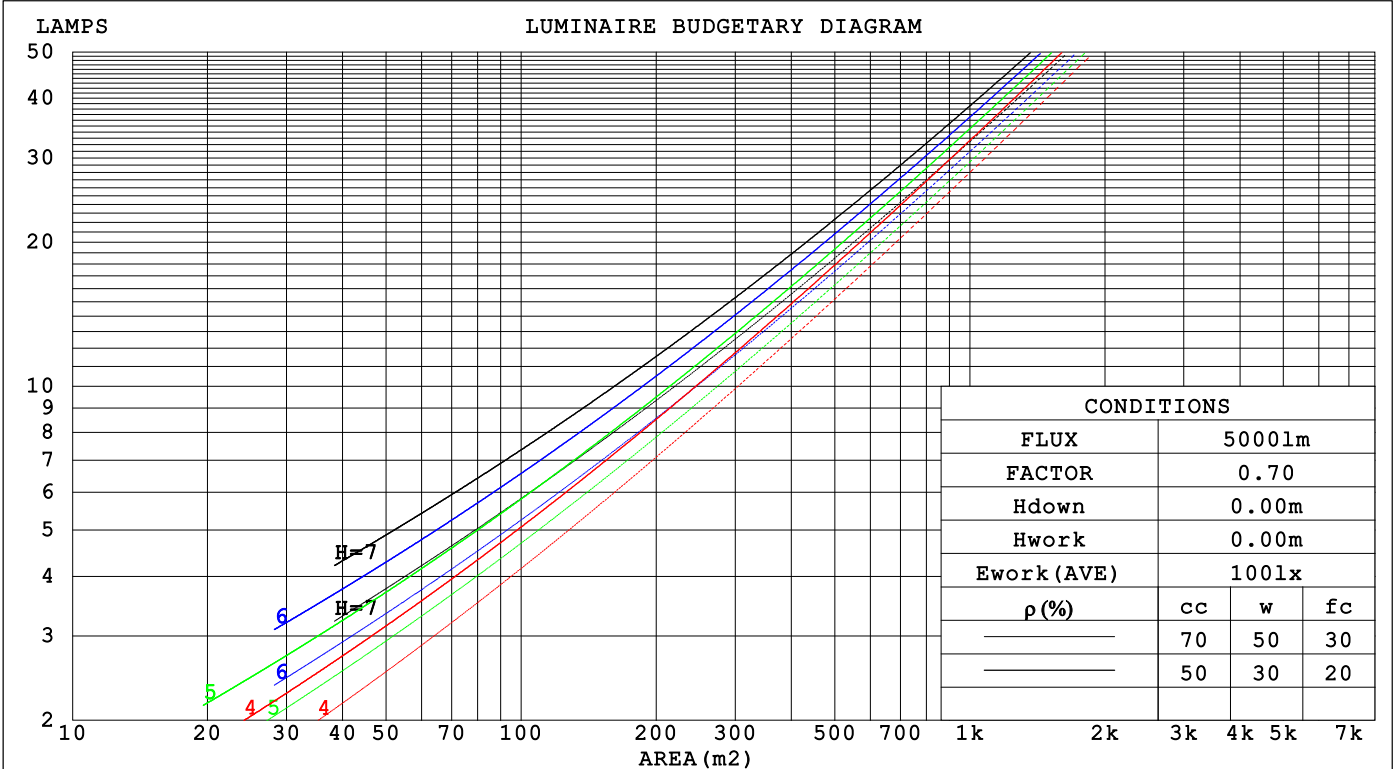
C Range: 0 - 360DEG
 C Interval: 22.5DEG
 Test Speed: HIGH
 Temperature:25.3°C
 Operators:
 Test Date:2024-05-29

γ Range: 0 - 90DEG
 γ Interval: 0.5DEG
 Test System:EVERFINE GO-2000B_V1 SYSTEM V2.00.479
 Humidity:65.0%
 Test Distance:10.000m [K=1.0000]
 Remarks:

CU AND LUMINAIRE BUDGETARY ESTIMATE DIAGRAM

Test:U:120.30V I:0.0953A P:10.338W PF:0.9021 Freq:59.98Hz Lamp Flux:675.489x1 lm		
NAME: CSC3030-LED-PIR-5CCT-WH	TYPE:	WEIGHT:
SPEC.: 4000K 90	DIM.:	SERIAL No.:
MFR.:	SUR.:	Shielding Angle:

ρ_{cc}	80%			70%			50%			30%			10%			0
ρ_w	50%	30%	10%	50%	30%	10%	50%	30%	10%	50%	30%	10%	50%	30%	10%	0
ρ_{fc}	20%			20%			20%			20%			20%			0
RCR	RCR:Room Cavity Ratio Coefficients of Utilization(CU)															
0.0	1.19	1.19	1.19	1.16	1.16	1.16	1.11	1.11	1.11	1.06	1.06	1.06	1.02	1.02	1.02	1.00
1.0	1.03	.98	.94	1.01	.96	.93	.96	.93	.90	.92	.90	.87	.89	.87	.84	.82
2.0	.89	.82	.76	.88	.81	.75	.84	.78	.74	.81	.76	.72	.78	.74	.70	.68
3.0	.78	.70	.63	.77	.69	.63	.74	.67	.62	.71	.65	.60	.68	.64	.59	.57
4.0	.69	.60	.54	.68	.60	.53	.65	.58	.52	.63	.57	.52	.61	.55	.51	.49
5.0	.62	.53	.46	.61	.52	.46	.59	.51	.45	.57	.50	.45	.55	.49	.44	.42
6.0	.56	.47	.40	.55	.46	.40	.53	.45	.40	.51	.44	.39	.50	.44	.39	.37
7.0	.51	.42	.35	.50	.41	.35	.48	.41	.35	.47	.40	.35	.45	.39	.35	.33
8.0	.46	.38	.32	.45	.37	.32	.44	.37	.31	.43	.36	.31	.42	.36	.31	.29
9.0	.42	.34	.28	.42	.34	.28	.41	.33	.28	.40	.33	.28	.38	.32	.28	.26
10.0	.39	.31	.26	.39	.31	.26	.38	.31	.26	.37	.30	.26	.36	.30	.25	.24



C Range: 0 - 360DEG
 C Interval: 22.5DEG
 Test Speed: HIGH
 Temperature:25.3°C
 Operators:
 Test Date:2024-05-29

γ Range: 0 - 90DEG
 γ Interval: 0.5DEG
 Test System:EVERFINE GO-2000B_V1 SYSTEM V2.00.479
 Humidity:65.0%
 Test Distance:10.000m [K=1.0000]
 Remarks:

WEC AND CCEC

Test:U:120.30V I:0.0953A P:10.338W PF:0.9021 Freq:59.98Hz		
Lamp Flux:675.489x1 lm		
NAME: CSC3030-LED-PIR-5CCT-WH	TYPE:	WEIGHT:
SPEC.: 4000K 90	DIM.:	SERIAL No.:
MFR.:	SUR.:	Shielding Angle:

ρ _{CC}	80%			70%			50%			30%			10%			0
ρ _w	50%	30%	10%	50%	30%	10%	50%	30%	10%	50%	30%	10%	50%	30%	10%	0
ρ _{fc}	20%			20%			20%			20%			20%			0
RCR	RCR:Room Cavity Ratio						Wall Exitance Coefficients(WEC)									
0.0																
1.0	.328	.186	.059	.321	.183	.058	.307	.176	.056	.295	.170	.055	.284	.164	.053	
2.0	.302	.165	.051	.295	.163	.050	.284	.158	.049	.273	.153	.048	.263	.149	.047	
3.0	.276	.147	.044	.271	.145	.044	.260	.141	.043	.251	.137	.042	.242	.134	.041	
4.0	.253	.132	.039	.249	.130	.038	.239	.127	.038	.231	.124	.037	.223	.121	.037	
5.0	.233	.119	.034	.229	.118	.034	.221	.115	.034	.213	.112	.033	.206	.110	.033	
6.0	.216	.108	.031	.212	.107	.031	.205	.105	.031	.198	.103	.030	.192	.101	.030	
7.0	.200	.099	.028	.197	.098	.028	.191	.096	.028	.184	.095	.028	.179	.093	.027	
8.0	.187	.091	.026	.184	.091	.026	.178	.089	.025	.173	.087	.025	.167	.086	.025	
9.0	.175	.085	.024	.172	.084	.024	.167	.083	.023	.162	.081	.023	.158	.080	.023	
10.0	.164	.079	.022	.162	.078	.022	.157	.077	.022	.153	.076	.022	.149	.075	.021	

ρ _{CC}	80%			70%			50%			30%			10%			0
ρ _w	50%	30%	10%	50%	30%	10%	50%	30%	10%	50%	30%	10%	50%	30%	10%	0
ρ _{fc}	20%			20%			20%			20%			20%			0
RCR	RCR:Room Cavity Ratio						Ceiling Cavity Exitance Coefficients(CCEC)									
0.0	.190	.190	.190	.163	.163	.163	.111	.111	.111	.064	.064	.064	.020	.020	.020	
1.0	.182	.156	.133	.155	.134	.114	.106	.092	.079	.061	.053	.046	.020	.017	.015	
2.0	.174	.132	.097	.149	.114	.084	.102	.079	.058	.059	.046	.034	.019	.015	.011	
3.0	.166	.114	.073	.142	.099	.064	.098	.069	.045	.056	.040	.026	.018	.013	.009	
4.0	.158	.101	.058	.135	.087	.050	.093	.061	.035	.054	.036	.021	.017	.012	.007	
5.0	.150	.091	.047	.129	.078	.041	.089	.055	.029	.052	.032	.017	.017	.011	.006	
6.0	.143	.082	.039	.123	.071	.034	.085	.050	.024	.049	.029	.014	.016	.010	.005	
7.0	.136	.075	.033	.117	.065	.029	.081	.046	.020	.047	.027	.012	.015	.009	.004	
8.0	.129	.070	.029	.111	.060	.025	.077	.042	.018	.045	.025	.011	.015	.008	.003	
9.0	.123	.065	.025	.106	.056	.022	.074	.039	.016	.043	.023	.009	.014	.008	.003	
10.0	.118	.060	.022	.101	.052	.019	.070	.037	.014	.041	.022	.008	.013	.007	.003	

C Range: 0 - 360DEG
 C Interval: 22.5DEG
 Test Speed: HIGH
 Temperature:25.3℃
 Operators:
 Test Date:2024-05-29

γ Range: 0 - 90DEG
 γ Interval: 0.5DEG
 Test System:EVERFINE GO-2000B_V1 SYSTEM V2.00.479
 Humidity:65.0%
 Test Distance:10.000m [K=1.0000]
 Remarks:

UGR(Unified Glare Rating) Table

Test:U:120.30V I:0.0953A P:10.338W PF:0.9021 Freq:59.98Hz										
Lamp Flux:675.489x1 lm										
NAME: CSC3030-LED-PIR-5CCT-WH					TYPE:			WEIGHT:		
SPEC.: 4000K 90					DIM.:			SERIAL No.:		
MFR.:					SUR.:			Shielding Angle:		
ceiling/cavity	0.7	0.7	0.5	0.5	0.3	0.7	0.7	0.5	0.5	0.3
walls	0.5	0.3	0.5	0.3	0.3	0.5	0.3	0.5	0.3	0.3
working plane	0.2	0.2	0.2	0.2	0.2	0.2	0.2	0.2	0.2	0.2
Room dimensions	Viewed crosswise					Viewed endwise				
x = 2H y = 2H	16.3	17.8	16.5	18.0	18.2	16.2	17.8	16.5	18.0	18.2
3H	17.9	19.3	18.2	19.5	19.8	17.8	19.2	18.1	19.5	19.7
4H	18.6	19.9	18.9	20.2	20.4	18.5	19.9	18.8	20.1	20.4
6H	19.2	20.4	19.5	20.7	21.0	19.1	20.4	19.4	20.6	20.9
8H	19.4	20.7	19.8	20.9	21.2	19.3	20.6	19.7	20.8	21.1
12H	19.7	20.9	20.0	21.2	21.5	19.5	20.7	19.9	21.0	21.3
4H 2H	16.9	18.2	17.2	18.5	18.8	16.9	18.2	17.2	18.5	18.7
3H	18.7	19.9	19.0	20.2	20.5	18.6	19.8	19.0	20.1	20.4
4H	19.5	20.6	19.9	21.0	21.3	19.5	20.6	19.9	20.9	21.2
6H	20.3	21.3	20.7	21.6	22.0	20.2	21.2	20.6	21.5	21.9
8H	20.6	21.5	21.0	21.9	22.3	20.5	21.4	20.9	21.8	22.2
12H	20.9	21.8	21.4	22.2	22.6	20.8	21.6	21.2	22.0	22.4
8H 4H	19.9	20.8	20.3	21.1	21.5	19.8	20.7	20.2	21.1	21.5
6H	20.8	21.6	21.2	22.0	22.4	20.7	21.5	21.2	21.9	22.3
8H	21.3	21.9	21.7	22.4	22.8	21.1	21.8	21.6	22.3	22.7
12H	21.7	22.3	22.2	22.8	23.2	21.6	22.2	22.0	22.6	23.1
12H 4H	19.9	20.7	20.3	21.1	21.5	19.8	20.7	20.3	21.1	21.5
6H	20.9	21.6	21.4	22.0	22.5	20.8	21.5	21.3	21.9	22.4
8H	21.4	22.0	21.9	22.5	22.9	21.3	21.9	21.8	22.4	22.8
Variations with the observer position at spacings(CIE Pub.117):										
S = 1.0H	+ 0.1 / - 0.2					+ 0.1 / - 0.2				
1.5H	+ 0.2 / - 0.3					+ 0.2 / - 0.3				
2.0H	+ 0.1 / - 0.3					+ 0.1 / - 0.3				

CIE Pub.117, 675.5 lm Total Lamp Luminous Flux Correct (8log(F/F0) = -1.4)
 Area: 0.111111 m2

C Range: 0 - 360DEG	γ Range: 0 - 90DEG
C Interval: 22.5DEG	γ Interval: 0.5DEG
Test Speed: HIGH	Test System:EVERFINE GO-2000B_V1 SYSTEM V2.00.479
Temperature:25.3℃	Humidity:65.0%
Operators:	Test Distance:10.000m [K=1.0000]
Test Date:2024-05-29	Remarks:

UTILIZATION FACTORS TABLE

Test:U:120.30V I:0.0953A P:10.338W PF:0.9021 Freq:59.98Hz Lamp Flux:675.489x1 lm		
NAME: CSC3030-LED-PIR-5CCT-WH	TYPE:	WEIGHT:
SPEC.: 4000K 90	DIM.:	SERIAL No.:
MFR.:	SUR.:	Shielding Angle:

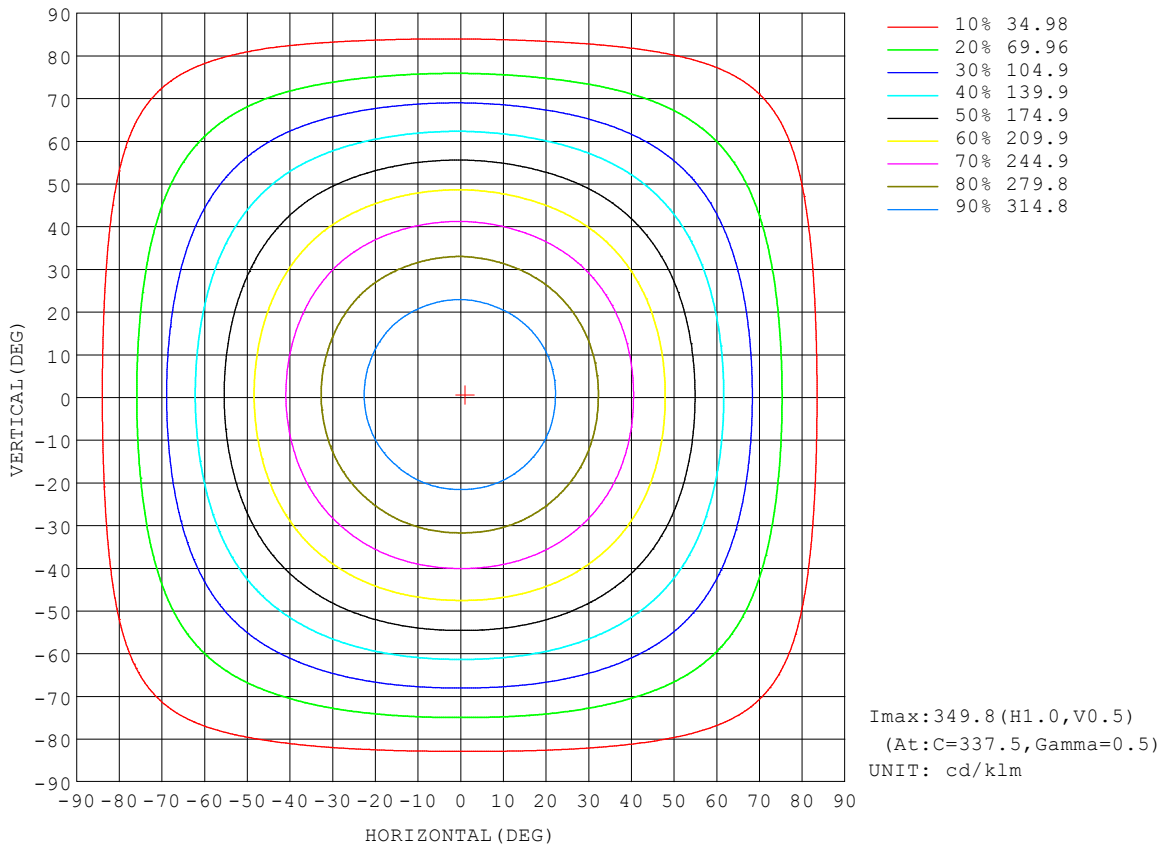
REFLECTANCE										
Ceiling	0.8	0.8	0.8	0.7	0.7	0.7	0.5	0.5	0.5	0
Walls	0.7	0.5	0.3	0.7	0.5	0.3	0.7	0.5	0.3	0
Working plane	0.2	0.2	0.2	0.2	0.2	0.2	0.2	0.2	0.2	0
ROOM INDEX	UTILIZATION FACTORS (PERCENT) $k(RI) \times RCR = 5$									
k = 0.60	57	45	38	56	45	38	55	45	38	32
0.80	67	55	48	66	55	48	64	54	47	40
1.00	75	64	56	74	63	56	72	65	56	48
1.25	82	72	64	81	71	64	78	69	63	56
1.50	87	77	70	86	76	69	82	74	68	61
2.00	94	85	79	92	84	78	89	82	76	68
2.50	98	90	84	96	89	83	92	86	81	72
3.00	101	94	88	99	93	87	95	90	85	77
4.00	105	99	95	103	98	93	99	94	91	81
5.00	108	103	99	105	101	97	101	97	94	85
ROOM INDEX	UF(total)									Direct
According to DIN EN 13032-2 2004			Suspended				SHRNOM = 1.25			

C Range: 0 - 360DEG
 C Interval: 22.5DEG
 Test Speed: HIGH
 Temperature:25.3°C
 Operators:
 Test Date:2024-05-29

γ Range: 0 - 90DEG
 γ Interval: 0.5DEG
 Test System:EVERFINE GO-2000B_V1 SYSTEM V2.00.479
 Humidity:65.0%
 Test Distance:10.000m [K=1.0000]
 Remarks:

ISOCANDELA DIAGRAM

Test:U:120.30V I:0.0953A P:10.338W PF:0.9021 Freq:59.98Hz Lamp Flux:675.489x1 lm		
NAME: CSC3030-LED-PIR-5CCT-WH	TYPE:	WEIGHT:
SPEC.: 4000K 90	DIM.:	SERIAL No.:
MFR.:	SUR.:	Shielding Angle:

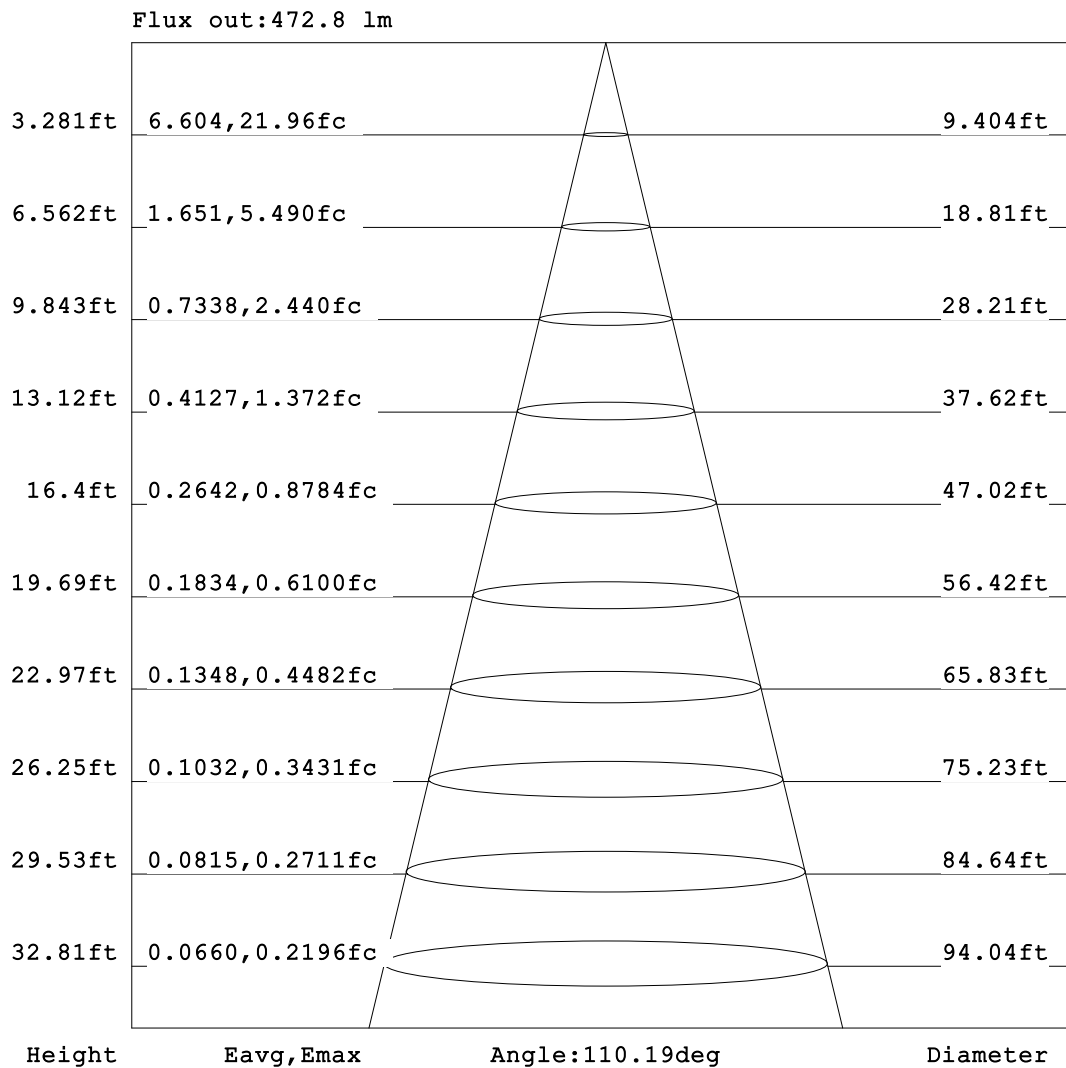


C Range: 0 - 360DEG
 C Interval: 22.5DEG
 Test Speed: HIGH
 Temperature: 25.3 °C
 Operators:
 Test Date: 2024-05-29

γ Range: 0 - 90DEG
 γ Interval: 0.5DEG
 Test System: EVERFINE GO-2000B_V1 SYSTEM V2.00.479
 Humidity: 65.0%
 Test Distance: 10.000m [K=1.0000]
 Remarks:

AAI Figure

Test:U:120.30V I:0.0953A P:10.338W PF:0.9021 Freq:59.98Hz Lamp Flux:675.489x1 lm		
NAME: CSC3030-LED-PIR-5CCT-WH	TYPE:	WEIGHT:
SPEC.: 4000K 90	DIM.:	SERIAL No.:
MFR.:	SUR.:	Shielding Angle:



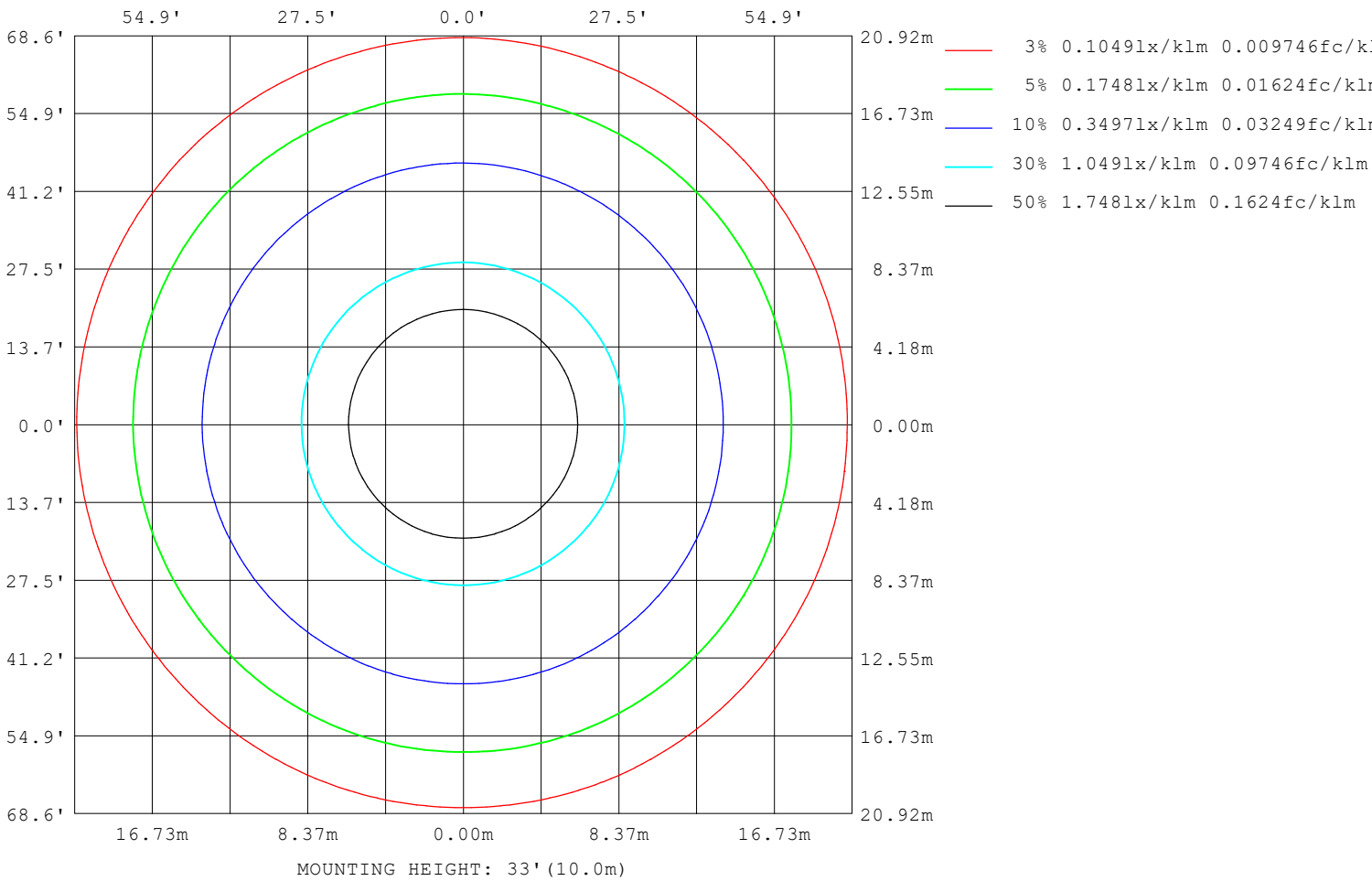
Note:The Curves indicate the illuminated area and the average illumination when the luminaire is at different distance.

C Range: 0 - 360DEG
C Interval: 22.5DEG
Test Speed: HIGH
Temperature:25.3°C
Operators:
Test Date:2024-05-29

γ Range: 0 - 90DEG
γ Interval: 0.5DEG
Test System:EVERFINE GO-2000B_V1 SYSTEM V2.00.479
Humidity:65.0%
Test Distance:10.000m [K=1.0000]
Remarks:

ISOLUX DIAGRAM

Test:U:120.30V I:0.0953A P:10.338W PF:0.9021 Freq:59.98Hz Lamp Flux:675.489x1 lm		
NAME: CSC3030-LED-PIR-5CCT-WH	TYPE:	WEIGHT:
SPEC.: 4000K 90	DIM.:	SERIAL No.:
MFR.:	SUR.:	Shielding Angle:



C Range: 0 - 360DEG
 C Interval: 22.5DEG
 Test Speed: HIGH
 Temperature:25.3°C
 Operators:
 Test Date:2024-05-29

γ Range: 0 - 90DEG
 γ Interval: 0.5DEG
 Test System:EVERFINE GO-2000B_V1 SYSTEM V2.00.479
 Humidity:65.0%
 Test Distance:10.000m [K=1.0000]
 Remarks:

LED Avg.L Report

Test:U:120.30V I:0.0953A P:10.338W PF:0.9021 Freq:59.98Hz Lamp Flux:675.489x1 lm		
NAME: CSC3030-LED-PIR-5CCT-WH	TYPE:	WEIGHT:
SPEC.: 4000K 90	DIM.:	SERIAL No.:
MFR.:	SUR.:	Shielding Angle:

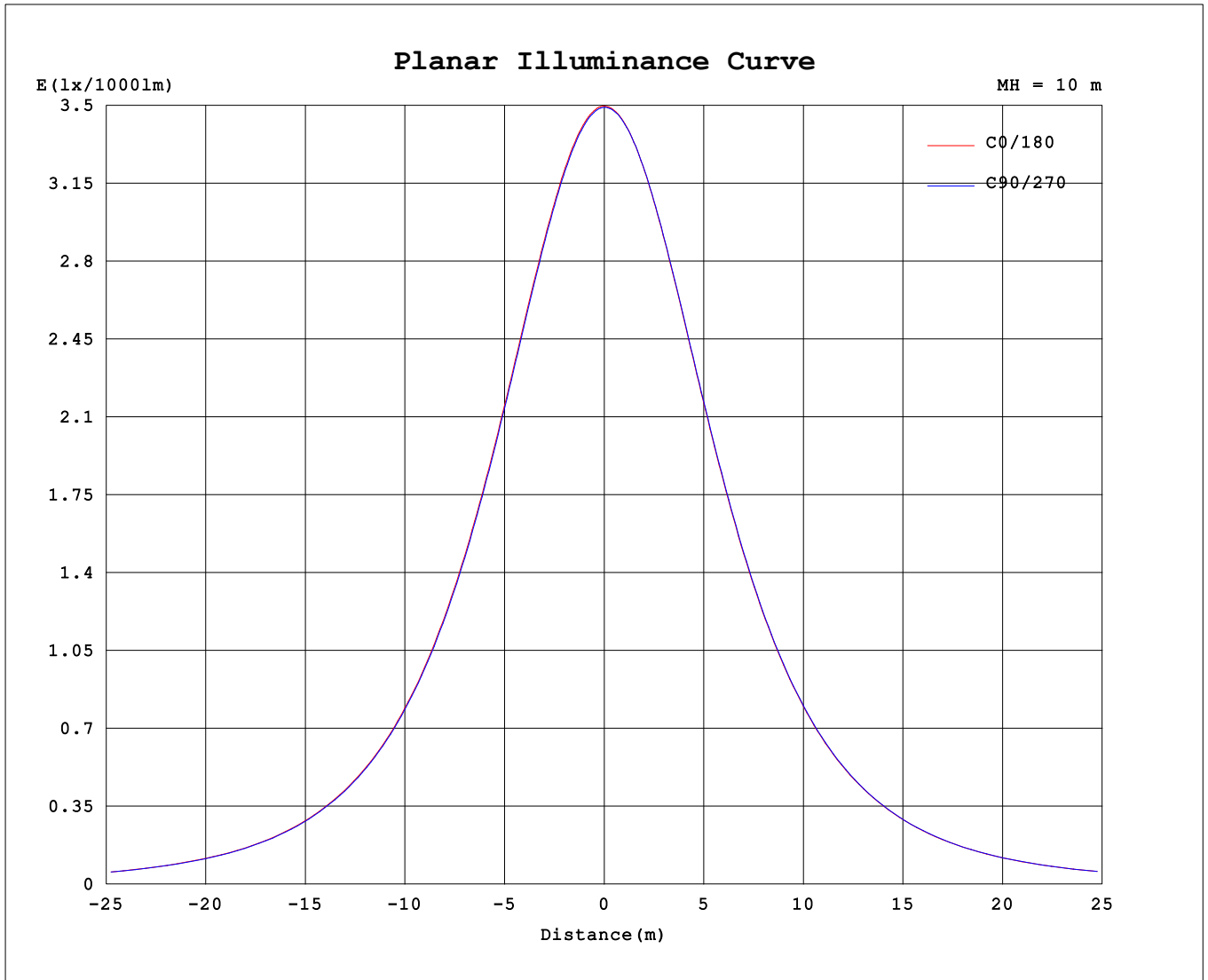
AvgL	cd/m2
L_0~180 (65) av	1781
L_0~180 (75) av	1711
L_0~180 (85) av	2128
L_90~270 (65) av	1774
L_90~270 (75) av	1691
L_90~270 (85) av	2029
L_45 (65) av	1779
L_45 (75) av	1703
L_45 (85) av	2095

Standard: GB/T 29293-2012

C Range: 0 - 360DEG
 C Interval: 22.5DEG
 Test Speed: HIGH
 Temperature:25.3℃
 Operators:
 Test Date:2024-05-29

γ Range: 0 - 90DEG
 γ Interval: 0.5DEG
 Test System:EVERFINE GO-2000B_V1 SYSTEM V2.00.479
 Humidity:65.0%
 Test Distance:10.000m [K=1.0000]
 Remarks:

Planar Illuminance Curve



C Range: 0 - 360DEG
 C Interval: 22.5DEG
 Test Speed: HIGH
 Temperature: 25.3 °C
 Operators:
 Test Date: 2024-05-29

γ Range: 0 - 90DEG
 γ Interval: 0.5DEG
 Test System: EVERFINE GO-2000B_V1 SYSTEM V2.00.479
 Humidity: 65.0%
 Test Distance: 10.000m [K=1.0000]
 Remarks:

